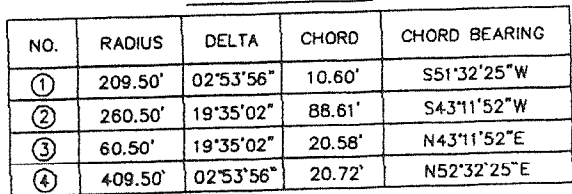
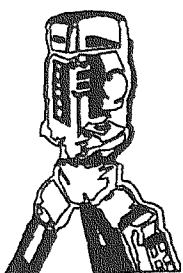


LOTS 6577 THRU 6581, BLOCK 143, PELL LAKE SECTION
4 SUBDIVISION, ACCORDING TO THE RECORDED PLAT
THEREOF. SAID LAND BEING IN THE TOWN OF
BLOOMFIELD, COUNTY OF WALWORTH, STATE OF
WISCONSIN.


SURVEY ADDRESS: N1639 ORCHID DR.



"This survey is made for the use of the present owners of the property, and those who purchase, mortgage, or guarantee the title thereto within one year from date hereof."



LAND SURVEYS
MAPPING AND PLANNING
412 N. PINE STREET
BURLINGTON, WI 53105
(262)-767-0225

$$1'' = 30'$$


ROBERT J. WETZEL

REV: MARCH 23, 2006
MARCH 21, 2006

DATE _____

S-1778

7205
JOB NUMBER

MPL-1437

118-2745